

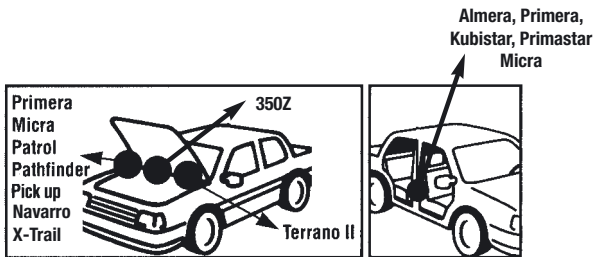


NISSAN

MODELS / MODELLE

| | | |
|-----------------|---------------|------------|
| 100NX | KING CAB | SERENA |
| 1200 PICKUP | KUBISTAR | SILVIA |
| 200SX | LAFESTA | SKYLINE |
| 300ZX | LAUREL | SUNNY |
| 350Z | LEPARD | TEANA |
| 350Z ROADSTER | LIBERTY | TERRANO |
| ALMERA | LUCINO | TERRANO II |
| ALMERA TINO | LUNESSA | TINO |
| ALTIMA | MARCH | STONE |
| AVENIR | MAXIMA | TRADE |
| AXXESS | MAXIMA QX | URVAN |
| BASSARA | MICRA | VANETTE |
| BLUEBIRD SYLPHY | MOCO | WINGROAD |
| CABSTAR | MURANO | X-TRAIL |
| CEDRIC | NAVARRA | XTERRA |
| CEFIRO | NISSAN PICKUP | |
| CIMA | NX | |
| CIVILIAN | PATHFINDER | |
| CLIPPER VAN | PATROL | |
| CUBE | PRAIRIE | |
| DATSUN | PRESAGE | |
| DIESEL | PRESEA | |
| ELGRAND | PRESIDENT | |
| FRONTIER | PRIMASTAR | |
| FX35 | PRIMERA | |
| GLORIA | PULSAR | |
| INTERSTAR | QUEST | |
| JUNIOR | SENTRA | |

VIN / TYPENSCHILD



PAINT CODE = KYO




NISSAN CABSTAR VIN PLATE LOCATION



NISSAN ALMERA TINO VIN PLATE LOCATION



NISSAN ALMERA TINO VIN PLATE LOCATION






**PAINT CODE = B64
PRIMASTAR, INTERSTAR,
KUBISTAR
= RENAULT PAINT CODE**


RELATED COLOURS / ANBAUTEILFARBTÖNE

|  |  | | MODEL YEAR | MODELNAMES |  | |
|--|---|--|------------|-------------|--|-------------------------|
| 326 | ARCTIC WHITE | | 1998-1999 | | | WHITE |
| | | | 2002 | ALMERA | AG01 | BLACK HALF GLOSS EFFECT |
| | | | 2001 | SUNNY | AG01 | BLACK HALF GLOSS EFFECT |
| | | | 1998 | TINO | AG01 | BLACK HALF GLOSS EFFECT |
| AJ4 | ACTIVE RED | | 2002 | ALMERA | AG01 | BLACK HALF GLOSS EFFECT |
| | | | 2000 | SUNNY | AG01 | BLACK HALF GLOSS EFFECT |
| | | | 2000 | TINO | AG01 | BLACK HALF GLOSS EFFECT |
| AR2 | RED | | 2002 | ALMERA | AG01 | BLACK HALF GLOSS EFFECT |
| | | | 2001 | SUNNY | AG01 | BLACK HALF GLOSS EFFECT |
| | | | 1998 | TINO | AG01 | BLACK HALF GLOSS EFFECT |
| AT4 | RED EFFECT | | 2002 | ALMERA | AG01 | BLACK HALF GLOSS EFFECT |
| | | | 2001 | SUNNY | AG01 | BLACK HALF GLOSS EFFECT |
| AV3 | RASPBERRY RED EFFECT | | 2000-2003 | ALMERA | AG01 | BLACK HALF GLOSS EFFECT |
| | | | 2001 | SUNNY | AG01 | BLACK HALF GLOSS EFFECT |
| AW0 | RICH RED EFFECT | | 2000 | ALMERA TINO | AG01 | BLACK HALF GLOSS EFFECT |
| AX5 | ROMA RED EFFECT | | 2001 | ALMERA | KR2 | GREY EFFECT |
| AY2 | RED 2PM EFFECT | | 2005-2006 | MURANO | KR2 | GREY EFFECT |
| BT3 | BLUE EFFECT | | 2000-2001 | ALMERA | AG01 | BLACK HALF GLOSS EFFECT |
| | | | 2001 | SUNNY | AG01 | BLACK HALF GLOSS EFFECT |
| | | | 2000 | TINO | AG01 | BLACK HALF GLOSS EFFECT |
| BV4 | INTENSE BLUE EFFECT | | 2000-2001 | ALMERA | AG01 | BLACK HALF GLOSS EFFECT |
| | | | 2000-2002 | ALMERA TINO | AG01 | BLACK HALF GLOSS EFFECT |
| | | | 2001 | SUNNY | AG01 | BLACK HALF GLOSS EFFECT |
| BW1 | BLUE EFFECT | | 2000-2003 | ALMERA | AG01 | BLACK HALF GLOSS EFFECT |
| | | | 2001 | SUNNY | AG01 | BLACK HALF GLOSS EFFECT |
| BW3 | TORNADO LT GREEN EFFECT | | 2002 | ALMERA | AG01 | BLACK HALF GLOSS EFFECT |
| | | | 2000 | ALMERA TINO | AG01 | BLACK HALF GLOSS EFFECT |
| | | | 2001 | SUNNY | AG01 | BLACK HALF GLOSS EFFECT |
| BW9 | DARK BLUE EFFECT | | 2005-2006 | MURANO | KR2 | GREY EFFECT |
| C15 | BROWN 2FM EFFECT | | 2005-2006 | MURANO | KR2 | GREY EFFECT |
| CW0 | CLAY COPPER EFFECT | | 2000-2003 | ALMERA | AG01 | BLACK HALF GLOSS EFFECT |
| DS2 | GREEN IRON OXIDE EFFECT | | 1998 | 200SX | AG01 | BLACK HALF GLOSS EFFECT |
| | | | 2000-2003 | ALMERA | AG01 | BLACK HALF GLOSS EFFECT |
| | | | 1998 | PATHFINDER | AG01 | BLACK HALF GLOSS EFFECT |
| | | | 1998 | SENTRA | AG01 | BLACK HALF GLOSS EFFECT |
| DV8 | MARINE GREEN EFFECT | | 2000-2003 | ALMERA | AG01 | BLACK HALF GLOSS EFFECT |
| | | | 2000-2002 | ALMERA TINO | AG01 | BLACK HALF GLOSS EFFECT |
| | | | 2001 | SUNNY | AG01 | BLACK HALF GLOSS EFFECT |
| E12 | LIGHT GOLD EFFECT | | 2006 | MURANO | KR2 | GREY EFFECT |
| EY0 | LIGHT GOLD 2RM EFFECT | | 2005-2006 | 200SX | KR2 | GREY EFFECT |
| JT0 | APPLE GREEN EFFECT | | 2000 | MICRA | | APPLE GREEN (1) |
| K21 | GREY EFFECT | | 2006 | MURANO | KR2 | GREY EFFECT |
| K23 | SILVER EFFECT | | 2005 | 350Z | KR2 | GREY EFFECT |
| KG1 | BLUISH SILVER (STERLING) EFFECT | | 1988-2002 | | S03 | GREY |
| | | | 1988-2001 | | PC06 | DARK BROWN |
| | | | 2002 | PRIMERA | PC06 | DARK BROWN |
| KH3 | SUPER BLACK | | 2002 | ALMERA | AG01 | BLACK HALF GLOSS EFFECT |
| | | | 2005-2006 | MURANO | KR2 | GREY EFFECT |
| | | | 2001 | SUNNY | AG01 | BLACK HALF GLOSS EFFECT |



RELATED COLOURS / ANBAUTEILFARBTÖNE

|  |  | | MODEL YEAR | MODELNAMES |  | | |
|---|---|--|------------|-------------|--|-------------------------|--|
| KL0 | PLATINUM SILVER EFFECT | | 2000-2003 | ALMERA | AG01 | BLACK HALF GLOSS EFFECT | |
| | | | 2000-2005 | ALMERA TINO | AG01 | BLACK HALF GLOSS EFFECT | |
| | | | 2001 | SUNNY | AG01 | BLACK HALF GLOSS EFFECT | |
| KT4 | DARK GREY EFFECT | | 2000-2003 | ALMERA | AG01 | BLACK HALF GLOSS EFFECT | |
| KY0 | SILVER EFFECT | | 2005-2006 | MURANO | KR2 | GREY EFFECT | |
| KY2 | PEWTER EFFECT | | 2005-2006 | MURANO | KR2 | GREY EFFECT | |
| QM1 | WHITE | | 2002 | ALMERA TINO | AG01 | BLACK HALF GLOSS EFFECT | |
| | | | 2001 | ALTIMA | AG01 | BLACK HALF GLOSS EFFECT | |
| | | | 2000 | MAXIMA | AG01 | BLACK HALF GLOSS EFFECT | |
| | | | 1999-2000 | PATHFINDER | AG01 | BLACK HALF GLOSS EFFECT | |
| | | | 2001-2003 | SENTRA | AG01 | BLACK HALF GLOSS EFFECT | |
| | | | 2001-2003 | SUNNY | AG01 | BLACK HALF GLOSS EFFECT | |
| QX1 | WHITE EFFECT | | 2004-2006 | MURANO | KR2 | GREY EFFECT | |
| R10 | ORANGE EFFECT | | 2005-2006 | MURANO | KR2 | GREY EFFECT | |
| TH1 | DK SAPPHIRE BLUE EFFECT | | 1989-2001 | | | DARK GREY | |
| WK0 | ASPEN WHITE GLOW EFFECT | | 2001-2002 | ALMERA | AG01 | BLACK HALF GLOSS EFFECT | |
| | | | 2001 | SUNNY | AG01 | BLACK HALF GLOSS EFFECT | |


RELATED COLOURS / ANBAUTEILFARBTÖNE

|  |  | | MODEL YEAR | MODELNAMES |  | | |
|---|---|--|------------|-----------------|--|-----------------|--|
| 002 | MINT WHITE/BLANCO U.D. | | 1996-2002 | | | BLANCO | |
| 326 | ARCTIC WHITE | | 1985-2002 | | ANTICHIPPING | WHITE | |
| 419 | ORANGE | | 2000 | SENTRA | A01-W3 | ORANGE | |
| | | | 2000-2002 | SUNNY | A01-W3 | ORANGE | |
| 465 | BRIGHT RED/ROJO PRIORATO | | 1988 | BLUEBIRD SYLPHY | | RED/ROJO | |
| 465 | BRIGHT RED/ROJO PRIORATO | | 2001 | | | RED (2) | |
| 465 | GREY EFFECT | | 1989-2000 | | | GREY EFFECT | |
| 549 | SILVER EFFECT | | 1995-1996 | MICRA | | GREY | |
| | | | 1995-1996 | PRIMERA | | GREY | |
| 526 | SUPER (HOT) RED | | 1986-1993 | | | RED | |
| 526 | SUPER (HOT) RED | | 1994 | MICRA | | RED | |
| | | | 1994 | PRIMERA | | RED | |
| 544 | BLUE/AZUL | | 1998-1999 | | | BLUE (2) | |
| 621 | WHITE | | 1991-2002 | CEDRIC | K04-M1 | WHITE | |
| 621 | WHITE | | 1991-2002 | CEDRIC | K04-M2 | WHITE | |
| 624 | DK RED EFFECT | | 1995-1996 | PRIMERA | . | DARK RED | |
| A11 | SALMON ORANGE EFFECT | | 2003 | CUBE | A02-T1 | ORANGE | |
| A17 | ORANGE EFFECT | | 2005-2006 | 350Z | A02-M2 | LIGHT RED BROWN | |
| | | | 2004-2006 | 350Z ROADSTER | A02-M2 | LIGHT RED BROWN | |
| A30 | ORANGE EFFECT | | 2004-2005 | MARCH | A03-T1 | LIGHT ORANGE | |
| | | | 2004-2005 | MICRA | A03-T1 | LIGHT ORANGE | |
| AG2 | AZTEC RED | | 1996-2002 | | | RED | |
| AH3 | GARNET RED EFFECT | | 1999-2000 | ALTIMA | . | RED | |
| AJ4 | ACTIVE RED | | 1996-2002 | | | RED | |
| | | | 1990-2002 | 200SX | ANTICHIPPING | RED | |
| | | | 2001-2002 | 200SX | A01-W2 | RED | |




RELATED COLOURS / ANBAUTEILFARBTÖNE

|  |  | | MODEL YEAR | MODELNAMES |  | | | |
|--|---|--|------------|---------------|--|--|---------------|--|
| | | | 1990-2002 | | | | RED | |
| AL0 | DARK PATRIOT RED EFFECT | | 1996-2002 | SENTRA | . | | FLAT RED | |
| | | | | | | | GLOSSY RED | |
| AP0 | RED EFFECT | | 2000-2001 | ALMERA | A01-W1 | | RED | |
| | | | 2000-2001 | PATHFINDER | | | RED | |
| | | | 2000-2001 | PATHFINDER | A01-W1 | | RED | |
| | | | 1995-2001 | | | | RED/ROJO | |
| AP4 | TREADOR RED EFFECT | | 1996-1999 | QUEST | . | | RED | |
| | | | 1996 | QUEST | | | RED (2) | |
| AR2 | RED | | 2000-2002 | ALMERA | A02-T2 | | RED | |
| | | | 2000-2002 | ALMERA | A02-W1 | | RED | |
| | | | 1998-2000 | ALTIMA | . | | RED | |
| | | | 2000-2002 | PATHFINDER | A02-W1 | | RED | |
| | | | 2000-2001 | SUNNY | A02-W1 | | RED | |
| | | | 2000-2002 | | A01-51 | | RED | |
| AS0 | BLACK CHERRY EFFECT | | 1997-2000 | ALTIMA | | | BROWN | |
| AS1 | GARNET EFFECT | | 1997-1998 | ALTIMA | | | RED | |
| AT1 | NEW RED EFFECT | | 1998 | SENTRA | | | RED | |
| AT3 | STRAWBERRY RED EFFECT | | 1998-1999 | NISSAN PICKUP | | | RED | |
| | | | 1998 | NISSAN PICKUP | | | RED (2) | |
| AT4 | RED EFFECT | | 1999-2002 | ALMERA | A01-W1 | | RED | |
| | | | 1999-2002 | ALMERA | A02-W2 | | BORDEAUX RED | |
| | | | 2003 | BASSARA | A02-W2 | | BORDEAUX RED | |
| | | | 2003 | BASSARA | A01-M2 | | DARK RED | |
| | | | 2003 | PRESAGE | A01-M2 | | DARK RED | |
| | | | 1999-2000 | SUNNY | A02-W2 | | BORDEAUX RED | |
| | | | 2001-2002 | TINO | A01-51 | | RED | |
| AV3 | RASPBERRY RED EFFECT | | 2000-2003 | ALMERA | RD5 | | RED | |
| | | | 2000-2001 | PRIMERA | RD5 | | RED | |
| AW0 | RICH RED EFFECT | | 2000-2002 | ALMERA TINO | ANTICIPPING | | GRANATA RED | |
| AW5 | ORANGE EFFECT | | 2001 | PRIMERA | E01-T2 | | BEIGE | |
| AW7 | BURBERRY EFFECT | | 2000 | MICRA | RD5 | | RED | |
| | | | 2001 | PRIMERA | RD5 | | RED | |
| AW8 | SALSA RED EFFECT | | 2000 | FRONTIER | AW8 | | SALSA RED (2) | |
| AX2 | INFERNO RED EFFECT | | 2004 | SENTRA | . | | FLAT RED | |
| AX5 | ROMA RED EFFECT | | 2005-2006 | MURANO | A01-W1 | | RED | |
| | | | 1998-2004 | PATHFINDER | | | RED | |
| | | | 2001-2006 | PRIMERA | A01-T2 | | DARK RED | |
| | | | 2001-2006 | X-TRAIL | A02-W2 | | BORDEAUX RED | |
| | | | 2002-2006 | ALMERA | RD5 | | RED | |
| AX6 | RED | | 2005-2006 | 350Z | A03-M2 | | RED | |
| | | | 2003-2006 | 350Z | A02-T2 | | RED | |
| | | | 2005-2006 | 350Z ROADSTER | A03-M2 | | RED | |
| | | | 2001-2006 | X-TRAIL | A01-W2 | | RED | |
| AX7 | PURPLE EFFECT | | 2001 | MICRA | L01-T1 | | PURPLE | |
| AX8 | RED EFFECT | | 2003-2005 | 350Z | K01-M2 | | BLACK | |
| | | | 2002 | CEDRIC | A01-M1 | | DARK RED | |
| AY2 | RED 2PM EFFECT | | 2003 | STAGEA | A02-M1 | | BROWN | |
| AY4 | RED EFFECT | | 2002 | ALMERA TINO | A01-W1 | | RED | |




RELATED COLOURS / ANBAUTEILFARBTÖNE

|  |  | | MODEL YEAR | MODEL NAMES |  | | | |
|---|---|--|------------|-------------|--|---------------|---------------|--|
| | | | 2004 | MARCH | | A02-T2 | RED | |
| | | | 2002 | MICRA | | A02-T2 | RED | |
| | | | 2003-2004 | PRESAGE | | A01-W1 | RED | |
| | | | 2001-2002 | PRIMERA | | A01-W1 | RED | |
| | | | 2005 | TONE | | A02-T2 | RED | |
| B16 | BLUE 2M EFFECT | | 2005 | TIIDA | | B02-T1 | BLUE | |
| B17 | MONTEREY BLUE EFFECT | | 2005-2006 | 350Z | | B02-T1 | BLUE | |
| B20 | BLUISH BLACK EFFECT | | 2003 | PRESAGE | | K01-W2 | BLACK | |
| BG7 | SOLAR BLUE EFFECT | | 1995-1996 | PRIMERA | | . | DARK BLUE | |
| BL6 | STYLISH BLUE GRAPHITE EFFECT | | 1992-1995 | | | | GREY | |
| BN5 | LT BLUE EFFECT | | 2001 | 200SX | | B02-W1 | BLUE | |
| BN6 | DARK BLUE EFFECT | | 1994-1999 | 200SX | | K01-W2 | BLACK | |
| BP3 | BLUE AMETHYST EFFECT | | 1994-2001 | | | | BLUE | |
| BP9 | DK BLUE EFFECT | | 2000-2002 | | | K01-51 | BLACK | |
| | | | 2000-2002 | CEDRIC | | B01-M1 | DARK BLUE | |
| | | | 2000-2002 | CEDRIC | | B01-M2 | DARK BLUE | |
| BR7 | BLUE | | 1997-2002 | | | ANTICHIPPING | BLUE | |
| BS0 | DARK BLUE EFFECT | | 1997-1998 | | | | BLUE | |
| BS2 | OCEAN BLUE EFFECT | | 2001 | ALMERA TINO | | K01-51 | BLACK | |
| BS3 | DARK BLUE EFFECT | | 2000-2001 | ALMERA | | K01-W1 | BLACK | |
| | | | 2000-2001 | ALMERA | | K01-W2 | BLACK | |
| | | | 2000-2001 | MAXIMA | | K01-M1,K01-M2 | BLACK | |
| | | | 2000-2001 | MAXIMA | | K01-T2 | BLACK | |
| | | | 1997-1999 | PATHFINDER | | K01-W1 | BLACK | |
| | | | 2000-2001 | PRIMERA | | K01-T2 | BLACK | |
| | | | 2000-2001 | SUNNY | | K01-W2 | BLACK | |
| BS7 | BLUE EFFECT | | 1995 | | | | BLUE (2) | |
| | | | 1998-2001 | ALMERA | | B01-W1 | BLUE | |
| | | | 1998-2002 | ALMERA | | B01-W2 | BLUE | |
| | | | 2001 | PULSAR | | B01-W1 | BLUE | |
| | | | 2001 | PULSAR | | B01-W2 | BLUE | |
| BS8 | BRIGHT BLUE EFFECT | | 1998 | | | | BLUE (2) | |
| | | | 1998-1999 | 200SX | | . | BLUE | |
| BS9 | TURQUOISE BLUE EFFECT | | 1997-1998 | MICRA | | | TURQUOISE | |
| BT1 | NEW MEDIUM BLUE EFFECT | | 1998-2000 | SENTRA | | . | BLUE | |
| | | | 1998-2000 | SENTRA | | | BLUE | |
| BT3 | BLUE EFFECT | | 1998-2002 | | | | BLUE | |
| | | | 2000 | ALMERA | | ANTICHIPPING | BLUE BT3 | |
| BT4 | LAGUNA BLUE EFFECT | | 1998-1999 | MAXIMA | | | BLACK | |
| | | | 1998-1999 | MAXIMA | | K01-M2 | BLACK | |
| | | | 1998-1999 | MAXIMA | | B01-T2 | DARK BLUE | |
| | | | 1998-1999 | MAXIMA | | K01-T2 | BLACK | |
| BV0 | MEDIUM BLUE EFFECT | | 1999-2000 | ALTIMA | | | BLUE | |
| | | | 1999 | ALTIMA | | . | BLUE (2) | |
| BV3 | LIGHT BLUE EFFECT | | 1999-2001 | MAXIMA | | | DARK CHARCOAL | |
| | | | 2000-2001 | MAXIMA | | B01-T2 | DARK BLUE | |
| BV4 | INTENSE BLUE EFFECT | | 2000 | ALMERA | | ANTICHIPPING | BLUE BV4 | |
| BV5 | DARK BLUE EFFECT | | 1999-2002 | CEDRIC | | B01-M1 | DARK BLUE | |
| BV6 | PALE BLUE EFFECT | | 2002 | ALMERA TINO | | B03-W1 | BLUE | |




RELATED COLOURS / ANBAUTEILFARBTÖNE

|  |  | | MODEL YEAR | MODELNAMES |  | |
|--|---|--|------------|------------|--|--------------|
| | | | 1998-2002 | PATHFINDER | K01-W1 | BLACK |
| | | | 2000-2002 | PATHFINDER | K01-W2 | BLACK |
| | | | 2001-2004 | PRIMERA | B03-W1 | BLUE |
| BW3 | TORNADO LT GREEN EFFECT | | 2000 | ALMERA | ANTICIPPING | GREEN BW3 |
| | | | 2004-2005 | | GY1 | BLUE |
| BW5 | DARK BLUE EFFECT | | 2003 | BASSARA | K01-M2 | BLACK |
| | | | 2000-2002 | CEDRIC | B01-M1 | DARK BLUE |
| BW6 | DARK BLUE EFFECT | | 2000-2006 | X-TRAIL | B01-W2 | BLUE |
| BW9 | DARK BLUE EFFECT | | 2002-2004 | CEFIRO | K01-T2 | BLACK |
| | | | 2003-2005 | MAXIMA | K01-T2 | BLACK |
| | | | 2005-2006 | MURANO | K01-W2 | BLACK |
| | | | 1999-2002 | PRIMERA | K01-T2 | BLACK |
| BX4 | BLUE EFFECT | | 2001 | ALTIMA | . | BLUE |
| BX6 | NEW BLUE EFFECT | | 2001-2002 | SENTRA | . | BLUE |
| BX7 | BRT BLUE EFFECT | | 2004 | FRONTIER | . | BLUE |
| BX9 | LIGHT BLUE EFFECT | | 2003 | PRESAGE | K03-M1 | GREY |
| BY4 | ECOSSE BLUE EFFECT | | 2002-2003 | MICRA | GY1 | BLUE |
| BY6 | GREY BLUE EFFECT | | 2003-2004 | CUBE | K01-T2 | BLACK |
| C15 | BROWN 2FM EFFECT | | 2003 | CUBE | K01-T2 | BLACK |
| | | | 2003-2004 | MARCH | K01-T2 | BLACK |
| C30 | CAFE LATTE EFFECT | | 2004-2006 | ALMERA | YL6 | SILICA GOLD |
| | | | 2005-2006 | MICRA | YL6 | SILICA GOLD |
| | | | 2004-2006 | PRIMERA | YL6 | SILICA GOLD |
| CG2 | BEIGE EFFECT | | 2005-2006 | TONE | E01-M2,E01-T2 | BEIGE |
| CP1 | GR. BROWN EFFECT | | 1996-1999 | SUNNY | K02-W2 | GREY |
| CP2 | BROWN EFFECT | | 2000-2001 | MAXIMA | A01-M2 | DARK RED |
| | | | 2000-2001 | MAXIMA | A01-T2 | DARK RED |
| | | | 2000-2001 | PATHFINDER | A01-W1 | RED |
| | | | 1998-2001 | PATHFINDER | | RED |
| | | | 1998-2000 | | | DARK RED (2) |
| CR0 | BEIGE EFFECT | | 2001-2002 | PATHFINDER | E01-M1 | BEIGE |
| | | | 2000-2002 | PATHFINDER | E01-W1 | BEIGE |
| | | | 1999-2002 | PATHFINDER | . | BEIGE |
| CR2 | BROWN EFFECT | | 1997-1999 | | | GREEN OXIDE |
| CS2 | AUTUMN COPPER EFFECT | | 1998-1999 | ALTIMA | . | BROWN |
| CS3 | CULTURED SANDSTONE EFFECT | | 1998-2000 | ALTIMA | S3B,JW0B,KV9B | GREY |
| | | | 1998-2001 | ALTIMA | | GREY (2) |
| CV0 | SAND BEIGE EFFECT | | 2001 | FRONTIER | E01-M1 | BEIGE |
| CV2 | BEIGE EFFECT | | 2000-2002 | SENTRA | . | FLAT GREEN |
| CV4 | BEIGE EFFECT | | 2000-2001 | ALTIMA | | GREY-TAUPE |
| CY0 | BROWN 2PM EFFECT | | 2001-2003 | PRIMERA | A01-W1 | RED |
| D10 | GREEN EFFECT | | 2002 | CEDRIC | D03-M1 | BLACK GREEN |
| D13 | CANTEEN GREEN EFFECT | | 2003-2005 | X-TRAIL | K02-W2 | GREY |
| D22 | GREEN EFFECT | | 2003 | PRESAGE | K02-W2 | GREY |
| | | | 2003 | PRESAGE | K01-W2 | BLACK |
| DK6 | AQUA/BLUISH GREEN EFFECT | | 1991-1994 | | | BLUISH GREEN |
| DN1 | FOREST GREEN EFFECT | | 1995-2002 | 240SX | K01-W2 | BLACK |
| DN3 | YELLOW GREEN EFFECT | | 1996-1999 | MICRA | | GREEN |
| DP0 | DK GREEN EFFECT | | 1995-1999 | MAXIMA | | GREY |




RELATED COLOURS / ANBAUTEILFARBTÖNE

|  |  | MODEL YEAR | MODELNAMES |  | | |
|---|---|---------------|-------------|--|--------------|--------------------|
| | | 1994-1999 | MAXIMA | | D01-M2 | DARK GREEN |
| | | 1994-1999 | MAXIMA | | K01-T2 | BLACK |
| DP1 | GREEN EFFECT | 1995-1999 | ALMERA | | D01-W2 | GREEN |
| | | 1995-1999 | ALMERA | | | GREY |
| DR2 | GREEN EFFECT | 1997-2002 | | | LP1B,LS2B | GREY |
| | | 2003 | | | K01-M2 | BLACK |
| | | 1997 | | | | GREEN (2) |
| | | 2000-2002 | MAXIMA | | K01-T2 | BLACK |
| | | 2000-2002 | PATHFINDER | | K01-W1 | BLACK |
| | | 2000-2002 | PATHFINDER | | K01-W2 | BLACK |
| | | 2000-2002 | PRIMERA | | K01-T2 | BLACK |
| | | 1996-2002 | PRIMERA | | . | GREEN EFFECT |
| DR3 | DK GREEN EFFECT | 1999 | TERRANO | | | GREEN |
| DR5 | TURQUOISE EFFECT | 1996-2002 | | | | GREEN |
| DS2 | GREEN IRON OXIDE EFFECT | 1997-2002 | ALMERA | | D01-W2 | GREEN |
| | | 2001 | PULSAR | | D01-W2 | GREEN |
| | | 1998-1999 | SENTRA | | . | GREEN |
| | | 2001-2002 | SENTRA | | D01-W2 | GREEN |
| | | 1997-2002 | SUNNY | | D01-W2 | GREEN |
| | | 2003 | X-TRAIL | | D01-W2 | GREEN |
| | | 2001-2005 | X-TRAIL | | D02-W2 | DARK GREEN |
| DT1 | GREEN SILVER EFFECT | 1998-2000 | PATHFINDER | | K02-W1 | GREY |
| | | 2001 | PATHFINDER | | K03-W2 | GREY |
| | | 2001 | TINO | | K02-51 | BLACK |
| DT2 | DK GREEN EFFECT | 1998-2002 | CEDRIC | | D01-M2 | DARK GREEN |
| | | 1998-2002 | GLORIA | | D01-M2 | DARK GREEN |
| | | 2001 | MAXIMA | | D01-M2 | DARK GREEN |
| | | 1998-2002 | | | D01-M1 | DARK GREEN |
| DV0 | GREEN | 1998-2001 | PRIMERA | | | GREEN |
| DV8 | MARINE GREEN EFFECT | 2000 | ALMERA | | ANTICHIPPING | GREEN DV8 |
| DV9 | GREEN EFFECT | 2000-2004 | PRIMERA | | GR6 | DARK GREEN |
| DW0 | GREEN EFFECT | 2000-2002 | ALMERA TINO | | ANTICHIPPING | DARK GREY |
| | | 2000-2002 | TERRANO | | ES6 | GREEN-BEIGE EFFECT |
| | | 2003-2005 | X-TRAIL | | D01-W2 | GREEN |
| DW2 | GREEN EFFECT | 2000-2001 | SENTRA | | . | GREEN |
| DW6 | FOREST GREEN EFFECT | 2001 | | | | GREEN |
| DX1 | CENTURY GREEN EFFECT | 2002 | MICRA | | . | GREY |
| DY2 | SORREL LT GREEN EFFECT | 2004 | ALTIMA | | . | FLAT GREEN |
| E11 | YELLOW | 2002-2003 | SUNNY | | E03-W2 | YELLOW OCHER |
| E12 | LIGHT GOLD 2M EFFECT | 2002 | ALMERA TINO | | E01-W1 | BEIGE |
| | | 2003-2005 | MURANO | | E01-W1 | BEIGE |
| E20 | LIGHT OLIVE | 2003 | X-TRAIL | | C01-W2 | GREY |
| E30 | YELLOW EFFECT | 2004-2005 | MARCH | | E01-T1 | YELLOW GREEN |
| | | 2004-2005 | MICRA | | E01-T1 | YELLOW GREEN |
| E32 | GREENISH GOLD EFFECT | 2005 | | | E03-T2 | GREEN YELLOW |
| ES0 | BEIGE MINT EFFECT | 1998-1999 | ALTIMA | | . | YELLOW-GREEN |
| ES3 | YELLOW | 1997-2002 | ALMERA | | E01-W2 | YELLOW |
| | | 2001-2002 | MICRA | | E01-W2 | YELLOW |
| | | 1997-2002 | SUNNY | | E01-W2 | YELLOW |




RELATED COLOURS / ANBAUTEILFARBTÖNE

|  |  | | MODEL YEAR | MODELNAMES |  | | |
|--|---|--|-------------------|-------------------|--|--------------------|--|
| ES4 | NEW BEIGE EFFECT | | 1998-1999 | NISSAN PICKUP | . | YELLOW-GOLD | |
| ES5 | YELLOW GREEN EFFECT | | 1998-1999 | 200SX | . | LIGHT GREEN | |
| ET1 | GREEN-BROWN EFFECT | | 2003 | | K01-M2 | BLACK | |
| | | | 2003-2004 | CEFIRO | K01-T2 | BLACK | |
| | | | 1998-2000 | MAXIMA | K01-M1,K01-M2 | BLACK | |
| | | | 2000-2004 | MAXIMA | K01-T2 | BLACK | |
| EVO | BEIGE EFFECT | | 1998-2002 | | E01-M2,E01-T2 | BEIGE | |
| | | | 2003 | BASSARA | E01-M2 | BEIGE | |
| | | | 2000-2002 | MAXIMA | E01-M2 | BEIGE | |
| | | | 2000-2002 | MAXIMA | E01-T2 | BEIGE | |
| | | | 2005 | NOTE | E01-M2,E01-T2 | BEIGE | |
| | | | 2003 | PRESAGE | E01-M2 | BEIGE | |
| | | | 2000-2002 | PRIMERA | E01-T2 | BEIGE | |
| | | | 2005 | SENTRA | C01-W2 | GREY | |
| | | | 2005 | SUNNY | C01-W2 | GREY | |
| | | | 2005-2006 | TONE | E01-M2,E01-T2 | BEIGE | |
| | | | 2002-2005 | X-TRAIL | C01-W2 | GREY | |
| EV1 | LIGHTING YELLOW | | 1999-2002 | | E02-51 | YELLOW | |
| | | | 2002 | SILVIA | E02-W1 | YELLOW | |
| | | | 2002 | X-TRAIL | E02-W1 | YELLOW | |
| | | | 2004 | X-TRAIL | C01-W3 | BEIGE YELLOW | |
| EX1 | BRONZE EFFECT | | 2001 | XTERRA | . | RUSSET BRONZE | |
| EY0 | LIGHT GOLD 2RM EFFECT | | 2003-2004 | CEFIRO | D01-T2 | GREY GREEN | |
| | | | 2003-2004 | MAXIMA | D01-T2 | GREY GREEN | |
| | | | 2004-2006 | MURANO | E01-W1 | BEIGE | |
| EY2 | SILICA GOLD EFFECT | | 2004-2005 | ALMERA | YL6 | SILICA GOLD | |
| FH1 | TURQUOISE | | 1994-1997 | | | GREEN | |
| FJ1 | BLUISH GREEN EFFECT | | 1991-1995 | MICRA | | BLUE-GREEN | |
| | | | 1991-1995 | PRIMERA | | BLUE-GREEN | |
| FL0 | GREENISH SILVER EFFECT | | 1992-2002 | | | GREY | |
| FN4 | BLUE GREEN EFFECT | | 1996-1997 | | | GREEN | |
| FP0 | BLUISH GREEN EFFECT | | 1995-1996 | MICRA | GR3 | GREEN | |
| FS0 | GREYISH GREEN EFFECT | | 1997-1999 | MAXIMA | K01-T2 | BLACK | |
| FW0 | LT TURQUOISE 2M EFFECT | | 1999-2000 | MICRA | D02-T1 | GREENN | |
| FX0 | GREEN EFFECT | | 2003 | CEFIRO | K04-T2 | BLUISHGREY | |
| | | | 2003-2004 | CEFIRO | K04-T2 | TEAL | |
| | | | 2001-2002 | PRIMERA | B02-W1 | BLUE | |
| | | | 2001-2005 | X-TRAIL | B02-W2 | BLUE-GREY | |
| GN0 | COSMIC BLACK EFFECT | | 1990-2002 | | ANTICHIPPING | DARK GREY | |
| | | | 1990-2002 | | | GREY | |
| GV1 | BLACK EFFECT | | 1999-2002 | | K01-51 | BLACK | |
| | | | 2001-2002 | TINO | K05-51 | BLACK | |
| J10 | OLIVE GREEN EFFECT | | 2005 | MARCH | D03-T1 | GREEN | |
| | | | 2005 | MICRA | D03-T1 | GREEN | |
| J11 | BEAN YELLOWISH GREEN | | 2005 | MARCH | D04-T1 | LIGHT YELLOW GREEN | |
| | | | 2005-2006 | MICRA | D04-T1 | LIGHT YELLOW GREEN | |
| J12 | KHAKI 2S | | 2003-2004 | X-TRAIL | K02-W2 | GREY | |
| J21 | GREEN EFFECT | | 2003 | CUBE | K02-T2 | GREY | |
| | | | 2005 | TONE | K02-T2 | GREY | |

RELATED COLOURS / ANBAUTEILFARBTÖNE

|  |  | | MODEL YEAR | MODELNAMES |  | | |
|---|---|--|------------|---------------|--|---------------------|--|
| J31 | GREEN EFFECT | | 2004-2005 | MARCH | D03-T1 | GREEN | |
| | | | 2004-2005 | MICRA | D03-T1 | GREEN | |
| JP1 | YELLOWISH GREEN EFFECT | | 2002 | ALMERA | . | YELLOW GREEN | |
| JP2 | OUTBACK GOLD EFFECT | | 1996-1999 | QUEST | M6785D | RUSSET | |
| JS0 | GREEN EFFECT | | 1998-1999 | ALTIMA | . | GREEN | |
| JS1 | DK OLIVE GREEN EFFECT | | 1996-1998 | | LP1B,LS2B | GREY | |
| JT0 | APPLE GREEN EFFECT | | 1998-2001 | MICRA | | GREEN | |
| JT1 | CHARCOAL GREEN EFFECT | | 1999 | QUEST | . | CHARCOAL GREEN | |
| JT3 | YELLOWISH GREEN EFFECT | | 1998 | ALMERA | ANTICHIPPING | YELLOWISH GREEN JT3 | |
| JV0 | DK GREEN EFFECT | | 1998-2001 | MAXIMA | BS3B,JV0B, K01-M1, K01-M2,N10 | BLACK | |
| | | | 2000-2001 | MAXIMA | K01-T2 | BLACK | |
| | | | 2000-2001 | PATHFINDER | K01-W1 | BLACK | |
| | | | 2000-2001 | PATHFINDER | K01-W2 | BLACK | |
| | | | 2000-2001 | PRIMERA | K01-T2 | BLACK | |
| JW0 | GOLD EFFECT | | 2000-2002 | MAXIMA | D01-T2 | GREY GREEN | |
| | | | 1999-2002 | PRIMERA | D01-T2 | GREY GREEN | |
| | | | 2000 | SENTRA | . | WARM SILVER (2) | |
| K13 | GREY EFFECT | | 2002-2004 | CUBE | K01-T2 | BLACK | |
| K21 | GREY EFFECT | | 2005-2006 | MURANO | K02-W2 | GREY | |
| | | | 2003 | PRESAGE | K02-W2 | GREY | |
| K23 | SILVER EFFECT | | 2005-2006 | SENTRA | K03-W2 | GREY | |
| K25 | SILVER EFFECT | | 2003-2005 | 350Z | K02-T2 | GREY | |
| | | | 2004-2005 | 350Z | K07-M2 | GREY | |
| | | | 2004-2005 | FAIRLADY Z | K07-M2 | GREY | |
| KG1 | BLUISH SILVER (STERLING) EFFECT | | 1988-2002 | | | GREY | |
| | | | 2000-2002 | 200SX | K03-W2 | GREY | |
| | | | 2000-2002 | ALMERA | K02-W1 | GREY | |
| | | | 2000-2002 | ALMERA | K03-W2 | GREY | |
| | | | 2000-2002 | SUNNY | K03-W2 | GREY | |
| KH3 | SUPER BLACK | | 2000-2002 | | K01-M1 | BLACK | |
| | | | 2000-2002 | 200SX | K01-W2 | BLACK | |
| | | | 2003-2006 | 350Z | K01-M2 | BLACK | |
| | | | 2003-2005 | 350Z | K01-T2 | BLACK | |
| | | | 2004-2005 | 350Z ROADSTER | K01-M2 | BLACK | |
| | | | 2004-2005 | 350Z ROADSTER | K01-T2 | BLACK | |
| | | | 2000-2002 | ALMERA | K01-W1 | BLACK | |
| | | | 2000-2002 | ALMERA | K01-W2 | BLACK | |
| | | | 2003 | BASSARA | K01-M2 | BLACK | |
| | | | 2003-2004 | CEFIRO | K01-T2 | BLACK | |
| | | | 2003 | CUBE | K01-T2 | BLACK | |
| | | | 2003-2004 | MARCH | K01-T2 | BLACK | |
| | | | 2000-2002 | MAXIMA | K01-M2 | BLACK | |
| | | | 2000-2005 | MAXIMA | K01-T2 | BLACK | |
| | | | 2000-2002 | MICRA | K01-T2 | BLACK | |
| | | | 2000-2002 | PATHFINDER | K01-W1 | BLACK | |
| | | | 2003 | PRESAGE | K01-M2 | BLACK | |
| | | | 2000-2002 | PRIMERA | K01-T2 | BLACK | |




RELATED COLOURS / ANBAUTEILFARBTÖNE

|  |  | | MODEL YEAR | MODELNAMES |  | | |
|--|---|--|------------|------------|--|--------------------|--|
| | | | 2003-2004 | PRIMERA | K01-W2 | BLACK | |
| | | | 1989-2002 | QUEST | . | RED | |
| | | | 2000-2002 | SUNNY | K01-W2 | BLACK | |
| | | | 2005 | TONE | K01-T2 | BLACK | |
| | | | 2005 | TONE | K01-W2 | BLACK | |
| | | | 2001-2006 | X-TRAIL | K01-W2 | BLACK | |
| KJ1 | BEIGE (YELLOW SILVER) EFFECT | | 1990-1997 | | | OFF WHITE | |
| KJ7 | MARBLE WHITE | | 2003 | CUBE | E01-T2 | BEIGE | |
| KK0 | DARK GREY EFFECT | | 1999 | ALMERA | K01-W2 | BLACK | |
| | | | 1997 | SENTRA | | GREY | |
| | | | 1999 | SUNNY | K01-W2 | BLACK | |
| | | | 1991-1999 | SENTRA | | GREY | |
| KK4 | MED. PLATINUM EFFECT | | 1996-2002 | QUEST | . | GREY | |
| KL0 | PLATINUM SILVER EFFECT | | 1999-2002 | | | GREY | |
| | | | 1992-2002 | | ANTICHIPPING | LIGHT GREY | |
| | | | 2003 | BASSARA | K03-M1 | GREY | |
| | | | 2000 | CEDRIC | K03-M1 | GREY | |
| | | | 2001 | CEDRIC | K03-M2 | GREY | |
| | | | 2001 | GLORIA | K03-M2 | GREY | |
| | | | 2000-2002 | MAXIMA | K02-T2 | GREY | |
| | | | 2002-2006 | PATHFINDER | . | GREY | |
| | | | 2003 | PRESAGE | K03-M1 | GREY | |
| | | | 2000-2002 | PRIMERA | K02-T2 | GREY | |
| | | | 2001-2002 | TINO | K02-51 | BLACK | |
| | | | 1992-2002 | | . | GREY | |
| KL2 | SILVER EFFECT | | 1996-2000 | QUEST | | GREY | |
| KN0 | PLATINUM EFFECT | | 2002-2003 | PATHFINDER | . | GREY | |
| KN4 | YELLOW SILVER MICROTITANIUM EFFECT | | 1994-2001 | | | TAN | |
| | | | 1994-1998 | | | PLATINUM BEIGE (2) | |
| KP1 | DK GREY EFFECT | | 2002 | CEDRIC | K02-M1 | BLACK | |
| | | | 1995-2002 | CEDRIC | K02-M2 | DARK GREY | |
| KR2 | GREY EFFECT | | 2000-2002 | PATHFINDER | ANTICHIPPING | DARK GREY | |
| KR3 | LT GOLD EFFECT | | 2003 | | E01-M2 | BEIGE | |
| | | | 1996-2001 | PATHFINDER | E01-W1 | BEIGE | |
| KR4 | SONIC SILVER EFFECT | | 1998-2002 | | K01-T2 | BLACK | |
| | | | 1997-1998 | CEDRIC | K03-M1 | GREY | |
| | | | 2000-2002 | CEDRIC | K03-M2 | GREY | |
| | | | 1998-2002 | MAXIMA | . | GREY | |
| | | | 2000-2002 | MICRA | K02-T2 | GREY | |
| | | | 1998-2001 | PATHFINDER | K02-51 | BLACK | |
| | | | 2000-2002 | PATHFINDER | K02-W1 | GREY | |
| | | | 2001-2002 | PATHFINDER | K03-W2 | GREY | |
| | | | 2000-2002 | PRIMERA | K02-T2 | GREY | |
| KR5 | GREENISH GREY EFFECT | | 1996-2001 | | | GREEN | |
| | | | 2000-2001 | 240SX | D02-M1 | LIGHT GREEN | |
| KS0 | CHARCOAL MIST EFFECT | | 1998-1999 | ALTIMA | . | GREY | |
| KT3 | STERLING MIST EFFECT | | 1998-2001 | MAXIMA | KT3B | GREY | |
| | | | 1998-2003 | MAXIMA | K02-T2 | GREY | |
| KT4 | DK GREY EFFECT | | 2000-2002 | ALMERA | K01-W1 | BLACK | |




RELATED COLOURS / ANBAUTEILFARBTÖNE

|  |  | MODEL YEAR | MODELNAMES |  | | |
|---|---|---------------|---------------|--|--------|-----------------|
| | | 2000-2002 | ALMERA | | K01-W2 | BLACK |
| | | 2000-2002 | SUNNY | | K01-W2 | BLACK |
| KV2 | ATHLETE SILVER EFFECT | 2001 | CEDRIC | | K03-M2 | GREY |
| | | 1999-2002 | | | K02-51 | BLACK |
| KV3 | GREY LUSTRE EFFECT | 2002 | | | K01-M2 | BLACK |
| | | 2000-2003 | MAXIMA | | K01-T2 | BLACK |
| KV4 | SILVER EFFECT | 2001-2002 | CEDRIC | | K03-M1 | GREY |
| KV5 | REDDISH GREY EFFECT | 1999-2001 | | | C02-M1 | LIGHT BROWN |
| KV8 | SILVER EFFECT | 2003 | | | K02-T2 | GREY |
| | | 2000 | CEDRIC | | K03-M1 | GREY |
| | | | PATHFINDER | | . | GREY |
| KV9 | WARM SILVER EFFECT | 2004 | SENTRA | S3B,JW0B,KV9B | . | GREY |
| | | 2000 | SENTRA | | . | WARM SILVER (2) |
| KW0 | MIST SILVER EFFECT | 2001-2002 | CEDRIC | | K03-M1 | GREY |
| KX0 | GREY FM EFFECT | 2000-2002 | PATHFINDER | | K02-51 | BLACK |
| | | 2001-2002 | TERRANO | | K02-51 | BLACK |
| KX2 | SILVER 2TM EFFECT | 2000-2002 | MICRA | | K02-T2 | GREY |
| | | 2001-2003 | X-TRAIL | | K03-W2 | GREY |
| KX4 | SILVER EFFECT | 2001-2006 | X-TRAIL | | K02-W2 | GREY |
| | | 2001-2006 | X-TRAIL | | K03-W2 | GREY |
| KX5 | DK SHADOW GRAY EFFECT | 1996 | QUEST | | . | GREY |
| KX6 | BEIGE EFFECT | 2003-2004 | CEFIRO | | K02-T2 | GREY |
| KY0 | SILVER EFFECT | 2004-2006 | 350Z | | K07-M2 | GREY |
| | | 2004-2005 | 350Z ROADSTER | | K07-M2 | GREY |
| | | 2002 | ALMERA TINO | | K03-W2 | GREY |
| | | 2003 | BASSARA | | K03-M1 | GREY |
| | | 2003 | CUBE | | K02-T2 | GREY |
| | | 2003-2004 | MARCH | | K02-T2 | GREY |
| | | 2003-2004 | MAXIMA | | K02-T2 | GREY |
| | | 2003-2006 | MICRA | | K02-T2 | GREY |
| | | 2005-2006 | MURANO | | K03-W2 | GREY |
| | | 3004-2006 | MURANO | | K07-M2 | GREY |
| | | 2004 | PATHFINDER | | . | GREY |
| | | 2001-2006 | PRIMERA | | K03-W2 | GREY |
| | | 2005 | SERENA | | K03-W2 | GREY |
| | | 2003-2004 | STAGEA | | K03-M1 | GREY |
| | | 2005 | SUNNY | | K03-W2 | GREY |
| | | 2002 | TINO | | K03-W2 | GREY |
| | | 2005-2006 | TONE | | K02-T2 | GREY |
| | | 2003-2006 | X-TRAIL | | K03-W2 | GREY |
| KY2 | PEWTER EFFECT | 2002-2003 | ALTIMA | | | GREY |
| | | 2005-2006 | MURANO | | K02-W2 | GREY |
| KY4 | GLACIER SILVER EFFECT | 2002-2004 | SENTRA | | K02-T2 | GREY |
| LP0 | PURPLISH SILVER EFFECT | 1996-1998 | MAXIMA | | | LIGHT GREY |
| LP2 | MIDNIGHT PURPLE (CABERNET) EFFECT | 1995-2001 | PRIMERA | | K01-T2 | BLACK |
| LS1 | REDDISH PURPLE EFFECT | 1996-1999 | 200SX | | K01-W2 | BLACK |
| LV4 | MIDNIGHT PURPLE II EFFECT | 1999-2000 | SKYLINE | | K01-51 | BLACK |
| LX1 | LIGHT PURPLE EFFECT | 2003 | CUBE | | K02-T2 | GREY |
| | | 2003-2004 | MARCH | | K02-T2 | GREY |




RELATED COLOURS / ANBAUTEILFARBTÖNE

|  |  | | MODEL YEAR | MODELNAMES |  | | |
|--|---|--|-------------------|-------------------|--|------------|--|
| | | | 2001-2002 | MICRA | K02-T2 | GREY | |
| QM1 | WHITE | | 1999 | 200SX | K04-W2 | WHITE | |
| | | | 2000-2002 | ALMERA | K04-W2 | WHITE | |
| | | | 1999 | BLUEBIRD SYLPHY | K03-T2 | WHITE | |
| | | | 2002 | CEDRIC | K05-M2, K05-M2(M-1L) | WHITE | |
| | | | 2000 | CUBE | K03-T2 | WHITE | |
| | | | 2005-2006 | FRONTIER | Q01-T1 | WHITE | |
| | | | 2005-2006 | PATHFINDER | Q01-T1 | WHITE | |
| | | | 2000-2002 | PATHFINDER | K01-W2 | BLACK | |
| | | | 1999-2000 | PRIMERA | K03-T2 | WHITE | |
| | | | 2005-2006 | SENTRA | Q01-T1 | WHITE | |
| | | | 2005 | SERENA | K03-T2 | WHITE | |
| | | | 2000-2002 | SUNNY | K04-W2 | WHITE | |
| | | | 2005 | SUNNY | K03-T2 | WHITE | |
| | | | 1999 | TERRANO | K03-W1 | WHITE | |
| | | | 2000-2002 | TINO | K04-51 | WHITE | |
| | | | 2000-2003 | X-TRAIL | K04-W2 | WHITE | |
| QT1 | WHITE (+ UNDERCOAT) EFFECT | | 2000-2002 | CEDRIC | K04-M1 | WHITE | |
| | | | 1997-1998 | CEDRIC | K04-M2 | WHITE | |
| | | | 2001 | CEDRIC | K05-M2, K05-M2(M-1L) | WHITE | |
| | | | 1999-2001 | MAXIMA | K04-M2 | WHITE | |
| | | | 2000-2002 | MAXIMA | K03-T2 | WHITE | |
| | | | 2000-2002 | MAXIMA | K04-51 | WHITE | |
| | | | 2001-2002 | PRIMERA | K03-T2 | WHITE | |
| | | | 2000-2002 | TINO | K04-51 | WHITE | |
| QV3 | WHITE-SILVER (+ UNDERCOAT) EFFECT | | 2000-2001 | CEDRIC | K04-M1 | WHITE | |
| | | | 2000-2001 | CEDRIC | K05-M2, K05-M2(M-1L) | WHITE | |
| QX1 | WHITE 3P (+ UND.) EFFECT | | 2005-2006 | 350Z | Q01-T1 | WHITE | |
| | | | 2004-2006 | 350Z | K08-M2 | GREY WHITE | |
| | | | 2005 | 350Z ROADSTER | Q01-T1 | WHITE | |
| | | | 2002 | ALMERA TINO | K03-W1 | WHITE | |
| | | | 2003-2004 | CEFIRO | K03-T2 | WHITE | |
| | | | 2003-2005 | CUBE | Q01-T1 | WHITE | |
| | | | 2003-2004 | MAXIMA | K03-T2 | WHITE | |
| | | | 2004-2006 | MURANO | K03-W1 | WHITE | |
| | | | 2004-2006 | MURANO | Q01-T1 | WHITE | |
| | | | 2004-2006 | MURANO | K08-M2 | GREY WHITE | |
| | | | 2001-2002 | PRIMERA | K04-W2 | WHITE | |
| | | | 2005 | TONE | Q01-T1 | WHITE | |
| | | | 2002-2005 | X-TRAIL | K04-W2 | WHITE | |
| QX3 | SATIN WHITE MILLENIUM (+UND.) EFFECT | | 2004 | X-TRAIL | K04-W4 | GREY WHITE | |
| R10 | ORANGE 2M EFFECT | | 2005-2006 | MURANO | R01-W1 | ORANGE RED | |
| | | | 2005 | PATHFINDER | R01-W1 | ORANGE RED | |
| RT2 | ORANGE EFFECT | | 1999 | ALMERA | A03-W2 | RED | |
| | | | 2001 | PULSAR | A03-W2 | RED | |
| | | | 2001 | SENTRA | A03-W2 | RED | |
| T11 | LIGHT BLUE PM EFFECT | | 2003 | CUBE | K02-T2 | GREY | |

RELATED COLOURS / ANBAUTEILFARBTÖNE

|  |  | | MODEL YEAR | MODELNAMES |  | | |
|---|---|--|------------|---------------|--|----------------------|--|
| TJ4 | PURPLISH BLUE EFFECT | | 1992-1996 | | | BLUE | |
| TP0 | WEDGEWOOD BLUE EFFECT | | 1997-1999 | QUEST | | BLUE | |
| TV1 | LIGHT BLUE EFFECT | | 2001 | ALMERA TINO | K02-51 | BLACK | |
| TV2 | BAYSIDE BLUE EFFECT | | 1999-2002 | SKYLINE | K01-51 | BLACK | |
| TV3 | BRILLIANT BLUE 2TPM EFFECT | | 1999 | | B02-T1 | BLUE | |
| | | | 2001 | 200SX | B01-W2 | BLUE | |
| | | | 2001-2002 | MICRA | K01-T2 | BLACK | |
| | | | 2001-2002 | PRIMERA | K01-T2 | BLACK | |
| WK0 | WHITE (+ UNDERCOAT) EFFECT | | 1992-2002 | 200SX | K04-W2 | WHITE | |
| | | | 2001-2002 | 200SX | K05-W3 | WHITE | |
| | | | 1992-2002 | PATHFINDER | K04-W1 | WHITE | |
| | | | 2001-2002 | PATHFINDER | K05-W3 | WHITE | |
| | | | 2002-2003 | X-TRAIL | K04-W2 | WHITE | |
| WW2 | SILVER EFFECT | | 2001-2002 | 200SX | K02-W2 | GREY | |
| | | | 2003-2006 | 350Z | K02-T2 | GREY | |
| | | | 2003-2006 | 350Z | K07-M2 | GREY (2) | |
| | | | 2004-2006 | 350Z ROADSTER | K07-M2 | GREY (2) | |
| | | | 2001 | CEDRIC | K03-M2 | GREY | |
| | | | 2004 | CEFIRO | K02-T2 | GREY | |
| | | | 2003-2004 | MAXIMA | K02-T2 | GREY | |
| YV0 | NATURAL BEIGE PARCHMENT EFFECT | | 1999-2001 | QUEST | YVOB | LIGHT PARCHMENT GOLD | |
| YV1 | ORANGE YELLOW EFFECT | | 2001 | ALMERA TINO | K04-51 | WHITE | |
| Z10 | SOLID RED | | 2003-2006 | ALMERA | . | RED | |
| | | | 2000 | MICRA | Z10 | ROJO | |
| | | | 2000 | PRIMERA | Z10 | ROJO | |
| Z13 | MYSTIC GREEN EFFECT | | 2002-2003 | SENTRA | D01-W2 | GREEN | |
| 1W1 | +QT1 [F4930] + EVO | | 1998-2000 | | K03-T2 | WHITE | |
| 2T9 | +AT4 + KG1 | | 1997-1999 | ALMERA | A02-W2 | BORDEAUX RED | |
| | | | 1997-1999 | ALMERA | A01-W1 | RED | |
| 3T0 | +BS7 + KG1 | | 1997-1999 | ALMERA | B01-W1 | BLUE | |
| | | | 1997-1999 | | B01-W2 | BLUE | |
| 3T1 | +QM1 + KG1 | | 1998-1999 | ALMERA | K03-W1 | WHITE | |
| | | | 1998-1999 | ALMERA | K04-W2 | WHITE | |
| 3T2 | +ES3 + KG1 | | 1997-1998 | | E01-W2 | YELLOW | |
| 3T4 | +KH3 + KG1 | | 1998-1999 | ALMERA | K01-W1 | BLACK | |
| | | | 1998-1999 | ALMERA | K01-W2 | BLACK | |
| 3V2 | +DT2 + KR6 | | 2000 | | D01-M1 | DARK GREEN | |
| 3V3 | +FV1 + KR4 | | 2000 | PATHFINDER | K01-W1 | BLACK | |
| | | | 2000-2001 | PATHFINDER | K01-W2 | BLACK | |
| 3V4 | +BV6 + KR4 | | 2000 | PATHFINDER | K01-W1 | BLACK | |
| | | | 2000-2001 | PATHFINDER | K01-W2 | BLACK | |
| 4S9 | +KJ6 + KM1 | | 1998-2001 | | K01-M1 | BLACK | |
| 4V9 | +BS3 + KR4 | | 2000 | PRIMERA | K01-T2 | BLACK | |
| 5T3 | +QT1 [F4930] + KN4 | | 2000-2001 | | K04-M1 | WHITE | |
| | | | 2000-2001 | | K04-M2 | WHITE | |
| 5T7 | +KR4 + KM1 | | 1998 | CEDRIC | K03-M1 | GREY | |
| 5T8 | +KH3 + KR4 | | 1998-2002 | MAXIMA | K01-T2 | BLACK | |
| | | | 1998-2002 | PATHFINDER | K01-W1 | BLACK | |
| | | | 1998-2002 | PATHFINDER | K01-W2 | BLACK | |




RELATED COLOURS / ANBAUTEILFARBTÖNE

|  |  | | MODEL YEAR | MODELNAMES |  | | |
|--|---|--|------------|------------|--|-------|--|
| MT1 | +KH3 + KR4 | | 1998-2000 | PATHFINDER | K01-W1 | BLACK | |
| | | | 2000-2001 | PATHFINDER | K01-W2 | BLACK | |
| MV4 | +FV1 + KR4 | | 2000 | PATHFINDER | K01-W1 | BLACK | |
| | | | 2000-2001 | PATHFINDER | K01-W2 | BLACK | |
| MV5 | +BV6 + KR4 | | 2000 | PATHFINDER | K01-W1 | BLACK | |
| | | | 2000-2001 | PATHFINDER | K01-W2 | BLACK | |
| MV6 | +WK0 + CR0 | | 1998-2001 | PATHFINDER | K04-W1 | WHITE | |
| MW0 | +EV4 + CR0 | | 2000-2001 | PATHFINDER | K01-W1 | BLACK | |
| | | | | | | | |




RELATED COLOURS / ANBAUTEILFARBTÖNE

|  |  | | MODEL YEAR | MODELNAMES |  | | |
|--|---|--|------------|------------|--|---------------|--|
| 505 | MIDNIGHT/THUNDER BLACK/NEGRO | | 1995-1996 | MICRA | | BLACK | |
| | | | 1995-1996 | PRIMERA | | BLACK | |
| 326 | SUPER WHITE | | 2004-2006 | ALMERA | YL6 | SILICA GOLD | |
| | | | 2003-2005 | MICRA | YL6 | SILICA GOLD | |
| | | | 2003-2005 | PRIMERA | YL6 | SILICA GOLD | |
| 514 | GREYISH GREEN EFFECT | | 1990 | MICRA | . | GREEN (7) | |
| AH2 | BORDEAUX RED EFFECT | | 1995 | PRIMERA | | DARK RED | |
| AJ4 | ACTIVE RED | | 2000 | | . | SCARLET | |
| AX5 | ROMA RED EFFECT | | 2004-2006 | ALMERA | YL6 | SILICA GOLD | |
| | | | 2004-2006 | PRIMERA | YL6 | SILICA GOLD | |
| B22 | ICE BLUE EFFECT | | 2004-2006 | ALMERA | YL6 | SILICA GOLD | |
| | | | 2004-2006 | ALMERA | YL6 | SILICA GOLD | |
| | | | 2004-2005 | MICRA | YL6 | SILICA GOLD | |
| | | | 2004-2006 | PRIMERA | YL6 | SILICA GOLD | |
| | | | 2004-2006 | PRIMERA | YL6 | SILICA GOLD | |
| BN6 | DARK BLUE EFFECT | | 1994-1998 | | | BLUE (7) | |
| BW9 | DARK BLUE EFFECT | | 2004-2006 | ALMERA | YL6 | SILICA GOLD | |
| | | | 2004-2006 | PRIMERA | YL6 | SILICA GOLD | |
| C30 | CAFE LATTE EFFECT | | 2004-2006 | ALMERA | YL6 | SILICA GOLD | |
| | | | 2004-2006 | PRIMERA | YL6 | SILICA GOLD | |
| D30 | COCOON GREEN EFFECT | | 2004-2006 | MICRA | GR4 | GREEN | |
| | | | 2004-2006 | MICRA | GR4 | GREEN | |
| DH3 | LIGHT GREEN EFFECT | | 1994 | | | GREY | |
| DS2 | GREEN IRON OXIDE EFFECT | | 1999 | | | GREEN | |
| ER4 | YELLOW OLIVE EFFECT | | 1998-1999 | MICRA | | YELLOW | |
| EY2 | SILICA GOLD EFFECT | | 2004-2005 | ALMERA | YL6 | SILICA GOLD | |
| FK1 | GREYISH BLUE EFFECT | | 1994 | | FK1 | GREYISH BLUE | |
| FL1 | ORGANIC GREEN GRAPHITE EFFECT | | 1994 | | | GREEN BLUE | |
| K30 | THUNDER QUARTZ EFFECT | | 2005-2006 | ALMERA | YL6 | SILICA GOLD | |
| | | | 2004-2005 | PRIMERA | YL6 | SILICA GOLD | |
| KY0 | SILVER EFFECT | | 2004-2006 | ALMERA | YL6 | SILICA GOLD | |
| | | | 2004-2006 | PRIMERA | YL6 | SILICA GOLD | |
| KY5 | TECHNO GREY EFFECT | | 2004-2006 | ALMERA | YL6 | SILICA GOLD | |
| | | | 2004-2006 | PRIMERA | YL6 | SILICA GOLD | |
| LK5 | GREYISH VIOLET EFFECT | | 1994 | SERENA | | PURPLISH GREY | |
| | | | | | | | |




RELATED COLOURS / ANBAUTEILFARBTÖNE

|  |  | | MODEL YEAR | MODELNAMES |  | | |
|---|---|--|------------|------------|--|-------------|--|
| T12 | CORNFLOWER BLUE EFFECT | | 2004-2005 | MICRA | GY1 | BLUE | |
| | | | 2004-2005 | MICRA | GY1 | BLUE | |
| Z10 | SOLID RED | | 2004-2006 | ALMERA | YL6 | SILICA GOLD | |
| | | | 2004-2006 | PRIMERA | YL6 | SILICA GOLD | |
| Z11 | BLACK EFFECT | | 2004-2006 | ALMERA | YL6 | SILICA GOLD | |
| | | | 2004-2006 | PRIMERA | YL6 | SILICA GOLD | |

RELATED COLOURS / ANBAUTEILFARBTÖNE

|  |  | | MODEL YEAR | MODELNAMES |  | | |
|---|---|--|------------|------------|--|-----------------|--|
| | | | 2001 | FRONTIER | LK95 | GRAPHITE EFFECT | |
| | | | -2006 | FRONTIER | LK98 | SILVER EFFECT | |

RELATED COLOURS / ANBAUTEILFARBTÖNE

|  |  | | MODEL YEAR | MODELNAMES |  | | |
|---|---|--|------------|------------|--|--------------|--|
| | | | 1998-2002 | MAXIMA | AG01 | BLACK EFFECT | |

VARIOUS / VERSCHIEDENES

|  |  | | | | | | |
|---|---|--|--|--|--|--|--|
| | | | | | | | |

COMPANIES SHARING MODELS AND COLOURS

| | | = | | | | = color | = paintcode |
|-------------|------------------------------|---|-------------|----------|---------------|---------|-------------|
| NISSAN | TERRANO | = | FORD EUROPE | MAVERICK | | P | Y |
| NISSAN | INTERSTAR | | RENAULT | MASTER | OPEL/VAUXHALL | P | Y |
| NISSAN | KUBISTAR | | RENAULT | KANGOO | | Y | N |
| NISSAN | PRIMASTAR | | RENAULT | TRAFFIC | OPEL/VAUXHALL | P | N |
| NISSAN | FX35 | = | INFINITI | FX35 | | Y | Y |
| = color | P : colors are shared partly | | | | | | |
| = paintcode | Y : same paintcode | | | | | | |
| | N : other paintcode | | | | | | |